










<p>Smiths</p> <p>Although the Anglo-Saxons didn't leave behind a multitude of stone buildings like their predecessors, the Romans, they left many smaller items, such as jewellery and weapons made carefully from metal.</p> <p>Anglo-Saxon communities would have a smith, or blacksmith, to make useful items out of iron. Rich lords employed goldsmiths/silversmiths to create delicate metal items like jewellery.</p>	<p>Anglo Saxon Artefacts</p>  <p>Helmet found in 1939 as part of the Sutton Hoo ship burial. Though not certain, it may have belonged to King Rædwald of East Anglia.</p>	<p>Sutton Hoo Ship Burial</p> <p>The most famous Anglo-Saxon archaeological find was at Sutton Hoo in 1939. The remains of a ship burial was unearthed. In a ship burial, a ship was used to house the dead body and their grave goods. Anglo-Saxon kingdoms gradually became Christian, but whilst they were pagan the dead would be buried with objects thought to be of use in the afterlife. As a result, Anglo-Saxon graves have become useful sources of artefacts.</p>
<p>Example</p>  <p>Anglo-Saxon brooches were more than simple decorative items; they played a key role in pinning the Anglo-Saxons' clothes on securely.</p>	<p>Example</p>  <p>This two-dimensional replica of the famous helmet found at Sutton Hoo even shows a moustache that most men had. They also had beards..</p>	<p>Example</p>  <p>Anglo-Saxon warriors often stood side-by-side with their shields overlapping to make a shield wall to repel their charging enemies.</p>
<p>Key Vocabulary</p> <p>Decoupage A three-dimensional image made by cutting out elements of various sizes and layering them on top of each other.</p> <p>In relief Three-dimensional art technique where sculpted pieces are bonded to a background of the same material.</p> <p>Bas relief Art technique where the design has been lightly carved into a flat surface. Most coins have designs stamped into them in bas relief</p>	<p>Year 5 Knowledge Organiser</p> <p>Collage</p> <ul style="list-style-type: none"> • Use recycled, natural and man-made materials to create sculpture. • Create artefacts inspired by past cultures. • Plan a sculpture through drawing and other preparatory work. • Create sculpture and construction with increasing independence. 	<p>Examples of Existing Art</p>  <p><i>Helianthus Annuus</i> (1772-1782) Mary Delany (1700-1788)</p>  <p><i>I Want You Back</i> Jay Jones</p>
<p>3D Effects</p>  <p>Simple 3D effects can be created by folding or curving paper as it's added.</p>	<p>3D Effects</p>  <p>Rolling paper gives it added rigidity; even forms made with origami can be included.</p>	 <p><i>Infinite</i> Rosalind San Felipe</p>