






**What We Need To Know**

What is a season?	The year is divided into four parts according to the weather and amount of daylight hours. Each part is called a season.
Does the whole world have the same seasons?	No. The top half of the world (Northern Hemisphere) have seasons at different times compared to the bottom half of the world (Southern Hemisphere). Some parts of the world do not have seasons like us in the UK.
Where are we?	In England, in the UK, in the Northern Hemisphere



**Key Vocabulary and Phrases**

Weather	The conditions outside – wind, rain, sun, snow, warm, cold, hot
Temperature	The measure of how hot or cold something is
Season	The part the year is divided into

Season	Weather and Daylight	Changes to Deciduous Trees
Autumn	Temperatures gradually get colder The weather changes often Approximately 12 hours of daylight per day	 <p>Leave begin to turn yellow, orange, red and brown and fall from the tree.</p>
Winter	Temperatures are at the coldest Weather is normally wet, windy and cloudy at the beginning of the season becoming much drier towards the end. Approximately 8 hours of daylight per day	 <p>Trees are bare without leaves. Branches and twigs are most visible.</p>
Spring	Temperatures begin to get warmer Approximately 13 hours of daylight per day	 <p>New leaves and buds begin to grow.</p>
Summer	The warmest and sunniest of the seasons Thunderstorms are more likely in the summer Approximately 16 hours of daylight per day	 <p>Trees appear full with leaves.</p>

Year 1

Science

# Working Scientifically – Seasonal Changes

## Key Vocabulary and Phrases

ask questions	Use the question words <b>What, where, when why, how</b>
observe closely	Use senses to watch what happens
compare and contrast	Look at two or more objects and describe similarities (what is the same) and differences (what is different)
sort and group	Organise plants by their features (e.g. colour, size, shape).
observe changes over time	Observe the growth of plants and vegetables
diagram	A labelled picture
record	Drawings, diagrams, photos, writing and numbers to show what I have found out.

## What I could investigate

How much rain falls in October compared to April and June?



How many hours of daylight are there in Summer compared to Winter?

## Equipment I could use

Rain gauge



Pencil and paper



Camera



## How I could record my findings

### Pictures For EXPLORING




Use this if you want to tell the story of what you did or what you observed, e.g. bread going mouldy

### Table For FAIR TESTING/PATTERN SEEKING

What I Change	What I measure

Use this to record your information. You can transfer it into some of the other forms as well. It could be all numerical or words

## The Longest Day of the Year



Daytime hours chart

