





# How have human and physical characteristics shaped the UK?

Key Vocabulary	
<b>county</b>	A small area of the <b>UK</b> containing lots of towns and villages.
<b>prime meridian</b>	An imaginary line which divides the Earth into the eastern and western hemispheres.
<b>immigration</b>	People moving to another country to live there permanently.
<b>UK</b>	The United Kingdom of <b>Great Britain</b> and Northern Ireland.
<b>Great Britain</b>	England, Scotland and Wales.
<b>landmark</b>	A feature of the landscape or area that is easily recognised.

The UK					
Country	Flag	Capital City	Key Landmark	Key Rivers	High Ground
England		London	Stonehenge	Thames	Pennines
Scotland		Edinburgh	Ben Nevis	Tay	Grampian Mountains
Wales		Cardiff	Snowdon	Severn (also flows through England)	Cambrian Mountains
Northern Ireland		Belfast	Giant's Causeway	Bann	Sperrin Mountains

County
Local Governments control the local areas of <b>counties</b> and their services. These services include: Education, Transport, Policing, Public Safety, Social Care.
Our school can be found in the <b>county</b> of Northumberland.



## Sculptures in the UK



Northern Ireland –  
Manannan Mac  
Lir, Gortsmore  
Viewpoint

Scotland – The Kelpies

England – The  
Angel of the North

Wales – Waking the  
Dragon (proposed  
bronze sculpture)

## Physical Geography

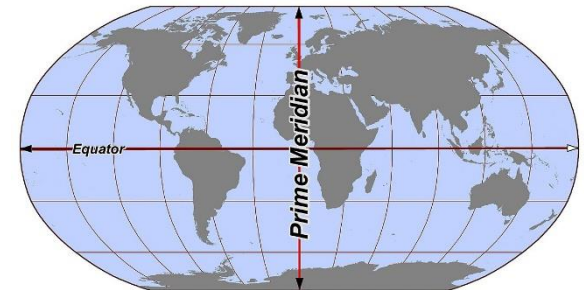
Physical geographers observe, measure, and describe Earth's surface. They study how landforms develop and how they change. They look at how different landforms affect climate. They also study how people change the land through such activities as building cities, digging mines, and clearing forests.

## Human Geography

Human geography focuses on where people live, what they do, and how they use the land. Human geographers might study why cities and towns develop in certain places. Others study the cultures of different peoples, including their customs, languages, and religions.

## Prime Meridian

This imaginary line runs through the Royal Observatory in Greenwich. It is also used as the basis for the world's time zones.



## Why might people come to the UK?

Many people decide to move to and live permanently in the **UK**. These **immigrants** can come from all over the world including Italy, India, China and Australia. They might decide to live in the **UK** to be nearer to family, for work or for a different lifestyle.