


Reception Transition Pack



Ringway



Primary

Welcome to Ringway
Primary School

A typical day in Reception:



8:45am



Children enter the classroom and take part in Dough Disco (fine motor skills development session) or Go Noodle

9:00am



Registration and changing of the daily classroom calendar

9:10am



Group phonics activities (Read Write Inc) followed by child-led learning in areas of provision in the classroom and outdoors

10:45am



Children to have access to daily snack (fruit) and milk.
Whole class story time

11:00am



Group maths activities followed by child-led learning in areas of provision in the classroom

11:50am



Lunch time

12:50pm



Adult-led group activities followed by child-led learning in areas of provision in the classroom and outdoors

3:15pm



Home time

Entering School



The grown up bringing you to school will stay with you until the door opens at 8:45am. You will walk up the ramp by yourself and be met by your teacher so that the porch is not too busy. At 8:50am the Reception door will be closed.



In the Reception cloakroom you will find a coat peg with your name on. This is where you will hang your coat up to keep it safe when you come into school. Wellies can be left at school, under your peg, for outdoor activities.

To prepare your child we ask that you can practise putting on and fastening coats and shoes as independently as possible.

The Reception Classroom and Outdoor Area

In Reception the children have access to two rooms; one which is used for access to continuous provision activities and one which is used as a quieter space for focussed tasks such as maths and phonics. The children have a garden area and an outdoor area with a canopy.




The EYFS Curriculum

Throughout the day the children have the opportunity to be involved in activities linked the 7 areas of learning which form the Early Years Foundation Stage Curriculum. Activities will incorporate a mixture of adult-led and child-led opportunities and will often take place in small groups, tailored to the needs of the individual children. At the end of Reception the children are assessed against the Early Learning Goals.

- The prime areas of learning include Physical Development, Communication and Language and PSED. Children are given opportunities to share, play together and build friendships in Reception, learning to cooperate and solve disagreements with their friends to develop their social skills. Children are given lots of opportunities to talk to both adults and their peers throughout the day to develop their communication skills.
- The specific areas of learning include Maths, Literacy, Expressive Art and Design and Understanding of the World. Each day, children will have teacher focus activities relating to Maths and Phonics in the mornings and topic-based activities in an afternoon and in daily provision will combine art and understanding of the world and may be teacher or child-led following their interests and curiosity.
- In Reception, the children will be taught to read and write through the Read Write Inc phonics scheme.



The Areas of the Classroom




Maths Area



Creative Area



Small World Area




Water Area

The Areas of the Classroom



Snack Area

Children receive a free piece of fruit each day as a mid-morning snack



Construction Area



Home Corner



Reading Area

The Outdoor Area



In the outdoor area the children have access to the Reception garden and an all-weather covered canopy area which includes a messy play area, construction resources, mark-making area, role play area and activities linked to the class topic.



Toilets



The Reception classroom has access to three toilets and handwashing facilities which children can access throughout the day.

Lunchtime at School

All children in Reception are eligible for a free school dinner. Children can also bring a packed lunch if they wish. Some families may be eligible for benefit related free school meals which entitles you to food vouchers during school breaks. Please see additional form in your Reception starter pack. You will be given access to ParentPay which enables you to select a meal for your child each day. Children are given stickers at lunch time to show the kitchen staff which meal they have selected at home.



At lunch time the children will be taken across to the hall by Reception staff where Ms Jewitt will serve them their lunch. After lunch, the children will play outside (weather permitting) in the yard.

Collection from School



School finishes at 3.15

The children will be brought to the outside door by the teacher who will check that all of the children are collected by the appropriate adult. Any messages which need to be shared will be passed on at this time. Parents will be given an accident slip if children have incurred any bumps or scrapes throughout the day.

If someone different (or unfamiliar to school staff) is to collect your child on any day could you let the teacher know to avoid any confusion.

During the first few weeks it may be that your child finds it difficult to sustain a long day. Please negotiate with the teacher if you feel that an extended period of transition would be in the best interests of your child. We want them to feel happy and confident about school, not overpowered by it!

Absence from school

If your child is unable to attend school on a particular day due to illness etc. we would be grateful if you could inform school as early as possible by telephone on the day of absence. If this is not done the absence must be recorded as unauthorised.

A link to our Uncollected and Missing Child Policy can be found on our school website.

School Staff



Mrs Robson
Head Teacher



Mrs Runciman
Reception Teacher



Mrs Mordue
Teaching Assistant



Miss Burns
Teaching Assistant

Uniform

For school uniform, please contact our supplier; Tots To Teams online at www.totstoteams.com

The children wear black shorts or jogging bottoms, a black jacket or their school jumper and a white t-shirt for P.E. which should be **named**. Children will come to school on their P.E. day in their PE kit. Hair must be tied back. **Jewellery is not permitted so earrings need to be removed for P.E.**

Online Learning Journal

In Reception, we will be continuing to use the Tapestry online learning journal which we can add pictures to in school to record children's achievements and assess their progress. I know that most of you will have accessed Tapestry in Nursery and look forward to you continuing to do so. You will be able to access this system from home to see the latest images of your child and their achievements.

We ask that you also add photos with brief comments to show us the fantastic things children do at home e.g. visits, pictures, independent writing, self-care and using technology.



Behaviour and Rewards

At Ringway Primary School we aim to create a learning environment where all children feel valued and respected. Our approach to behaviour management in the EYFS is designed to support this and keep all children happy, safe and ready to learn.

Within the EYFS we aim:

- To maintain a happy, secure and calm environment in which effective learning can take place
- To encourage children to develop the ability to manage their own behaviours
- To encourage children to make good decisions
- To recognise the role of adults in modelling good behaviour
- To encourage children to respect the feelings, needs and opinions of others

A positive approach:

In Reception we aim to provide positive experiences and reward good behaviour and attitudes. By reinforcing good behaviour, we provide role models and emphasised our high expectations which encourage achievement. Children are involved in creating their own rules for the classroom to enable them to take ownership of their environment and expectations for behaviours – these are then simplified and displayed to be referred back to throughout the day.

Strategies to support positive behaviour:

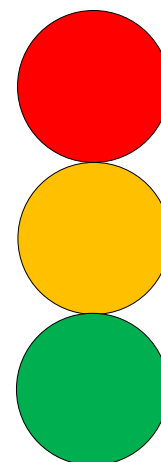
- Collection of Class Dojo points
- PSED discussion
- Circle time
- Home School Agreements
- Team building activities
- Individualised behaviour systems (if appropriate)

We reward positive behaviour in the following ways:

- Verbal praise e.g. "Well done for..."
- Awarding Class Dojo points to achieve certificates
- Class Dojo points can also be 'spent' at the tuck shop half termly
- Sharing achievements with class/ head teacher
- Star of the week award
- Golden Time

Sanctions we use when dealing with unacceptable behaviour may include:

- Making disapproval known through facial expressions
- Talking to children and listening to their explanation
- Moving up the traffic light system (all children start each day on green and are moved to amber after a series of warnings and then to red if this behaviour continues).



When dealing with such behaviour we ensure that the sanctions used are age appropriate, immediate, fair and consistent. We make clear why the sanction is being applied and what change in behaviour is needed.

Use of Class Dojo

When the children start Reception, they will receive a monster themed icon on Class Dojo. The children will be also allocated a 'house'. The Class Dojo points they receive will also act as house points which are totalled as a whole school each week to work towards rewards such as non-uniform days. Class Dojo is used daily within each class.

Class Dojo Points

- Staff give children Class Dojo points for consistent good work or behaviour or to acknowledge outstanding effort or acts of kindness (these also act as house points).
- Class Dojo points are displayed electronically and parents can also see these on their Class Dojo Apps – they are notified when their child receives a new point.
- Once a child achieves 50 Dojo points they are rewarded with a bronze award certificate in our weekly celebration assembly. For 75 they receive a silver award and 100 they receive a gold award.
- Class Dojo points can also be 'spent' half termly at the tuck shop and exchanged for small prizes.
- Each week a child from each class is chosen as the star of the week and have a piece of their work published in their class star of the week book which is shared in our weekly celebration assembly.

Communication via Class Dojo

Important information will also be sent via Class Dojo using the Class Story feature. Please check this regularly for reminders and updates. Each week the Star of the Week is shared via Class Dojo to celebrate their achievements.

 Ava 2	 Bodhi 2	 Christopher 2	 Dana 2
 Daniel 3	 Emily 2	 Ethan 1	 Eve 2
 Finn 1	 Hamish 2	 Jade 2	 Keeley 1
 Kirra 2	 Kobe 2	 Luke 2	 Lyla 2



Transition to Ringway



Before starting school, your child will receive a transition pack with a few small activities to help to prepare for the move to school. This will be given to the children on transition day in their school bag which they will use in September. This will include some tips on how to ensure children are as 'school ready' as possible. The sticker on your child's pack will also have the picture which will be on their peg and drawer at school to help them to become familiar with this.

When starting school please remember:

- To bring your child's water bottle everyday
- To label your child's clothing
- To ensure children bring their plastic school bag everyday
- To always have a warm coat as we like to make the most of our outdoor area.

What would help us to help your child?

- Sharing books and reading daily
- Encourage child to independently put on their coat and shoes
- Work on the 'I can' statements within your transition pack
- Familiarise your child with the school staff and pictures in this pack and talk frequently about their new school
- Encourage your child to recognise their name and peg picture.
- Check Tapestry and Class Dojo regularly to see any observations and next steps in learning.

I look forward to meeting you all soon!

Mrs C Runciman