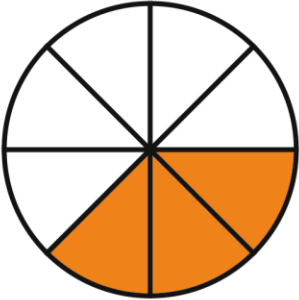


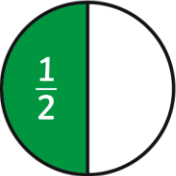
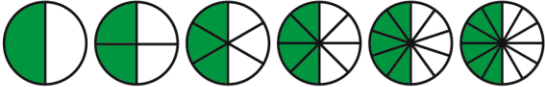
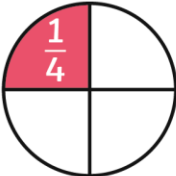

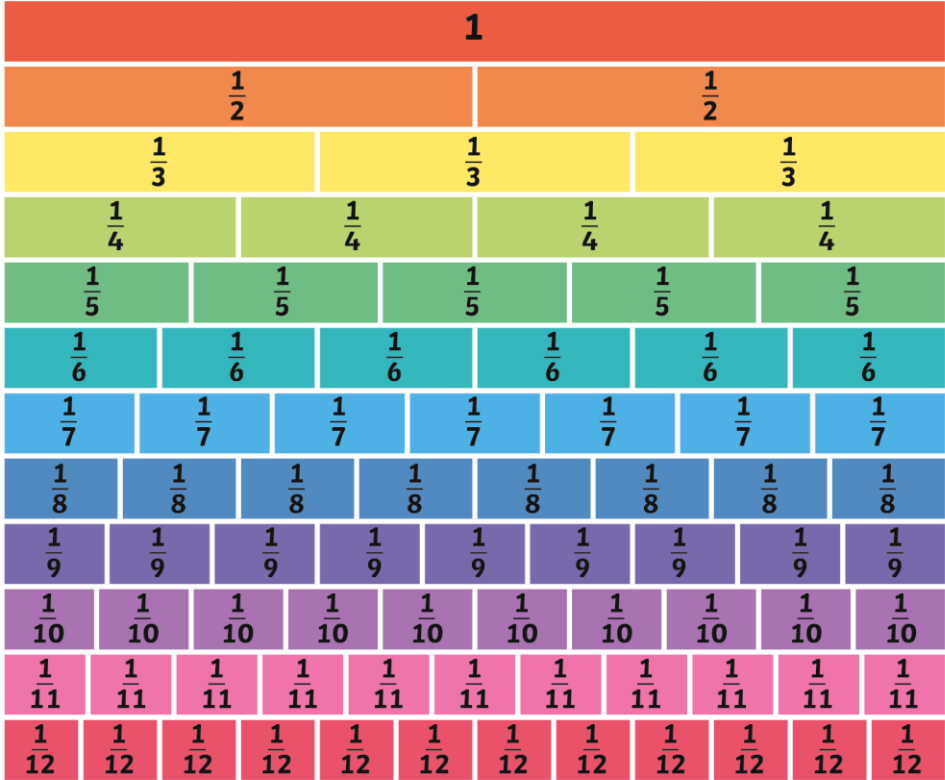


Fractions – Year 3

Knowledge Organiser

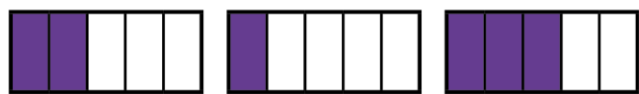
Key Vocabulary	Recognising Fractions	Comparing Fractions
numerator	 $\frac{3}{8}$ <div style="display: flex; flex-direction: column; align-items: center;"> <div style="margin-bottom: 10px;"> <p>Numerator How many equal parts of the whole are needed?</p> </div> <div> <p>Denominator How many equal parts are in the whole?</p> </div> </div>	$\frac{1}{3}$  $\frac{2}{3}$
denominator		$\frac{4}{5}$  $\frac{3}{5}$
unit fraction		
non-unit fraction		
equivalent	Equivalent Fractions	
halves	 <p>$\frac{1}{2}$ is equal to...</p>	
thirds	$\frac{1}{2} = \frac{2}{4} = \frac{3}{6} = \frac{4}{8} = \frac{5}{10} = \frac{6}{12}$	
quarters		
fifths		
sixths		
eighths	 <p>$\frac{1}{4}$ is equal to...</p>	
tenths	$\frac{1}{4} = \frac{2}{8} = \frac{3}{12} = \frac{4}{16} = \frac{5}{20}$	
decimal tenths		
		

Fractions – Year 3

Knowledge Organiser

Add and Subtract Fractions

$$\frac{2}{5} + \frac{1}{5} = \frac{3}{5}$$



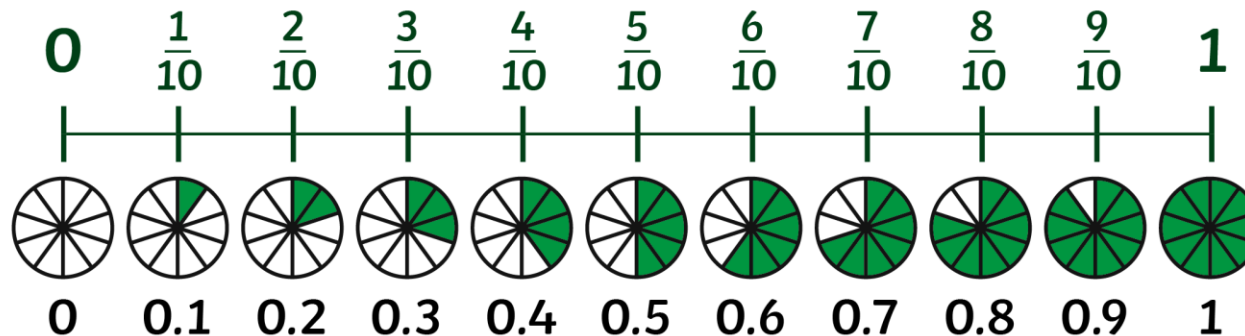
$$\frac{3}{7} + \frac{2}{7} = \frac{5}{7}$$



$$\frac{5}{6} - \frac{2}{6} = \frac{3}{6}$$



Tenths



Fractions of Amounts

$$\frac{1}{4} \text{ of } 24 = 6$$



$$\frac{1}{3} \text{ of } 72 = 24$$



$$\frac{2}{5} \text{ of } 40 = 16$$

