











<p><b>Key Facts</b></p> <p>Godfrey includes a lot of symbols in her artwork, telling underlying stories about a series of pieces. Her work can include abstract and representational styles; she uses a range of media such as collage, watercolours, acrylics and inks. Godfrey is a self-taught artist, and has shown an eclectic choice of subjects for her artworks. She often looks to nature for inspiration. She has received praise for her bold use of colour, and the feeling of movement in her artworks.</p>	<p><b>Margaret Godfrey</b> www.margaretgodfrey.com</p> 	<p><b>Other Artwork with Volcanic Links</b></p>  <p><i>The Scream</i>, by Munch, 1893 The skies reflect the effect of the eruption of Krakatoa in 1883.</p>  <p>Hokusai included Mount Fuji in lots of his work. It is still active, and last erupted in 1707.</p>
<p><b>Key Work</b></p>  <p><i>Makai</i> (2010)</p> <p>This piece was created for the Volcano Art Center, in Hawai'i. Godfrey chose a simple black frame for the picture.</p>	<p><b>Key Work</b></p>  <p><i>Fissures</i> (2010)</p> <p>This mixed media work is a combination of acrylics, inks and collage.</p>	<p><b>Key Work</b></p>  <p><i>Last Glow</i> (2010)</p> <p>Godfrey has used overlapping colours to show the changing temperatures as the lava cools .</p>
<p><b>Key Vocabulary</b></p> <p><b>Collage</b> Artwork made by sticking materials onto a surface.</p> <p><b>Perspective</b> Showing closer picture elements as larger and more distant elements as smaller.</p> <p><b>Scale</b> Showing elements of a picture as the right size, compared to each other.</p> <p><b>Foreground</b> Usually the bottom of a picture, where elements are larger.</p> <p><b>Background</b> Usually the top of a picture, where elements are smaller.</p>	<p>Year 6 Knowledge Organiser</p> <p><b>Collage</b></p> <ul style="list-style-type: none"> <li>• Use recycled, natural and man-made materials to create sculpture.</li> <li>• Create artefacts inspired by past cultures.</li> <li>• Plan a sculpture through drawing and other preparatory work.</li> <li>• Create sculpture and construction with increasing independence.</li> </ul>	<p><b>Examples of Existing Art</b></p>  
<p><b>Using Colour</b></p>  <p>Colours can be changed by overlapping translucent materials like coloured acetate and tissue paper.</p>	<p><b>Natural Forms</b></p>  <p>Straight lines are scarce in nature; images of nature can benefit from shapes with irregular edges.</p>	